



Deloitte.

Technology, Media & Telecommunications

2006 Technology Fast 500

Powering ahead

Annual list of the fastest growing companies in North America

Audit • Tax • Consulting • Financial Advisory •

2006 Deloitte Technology Fast 500

Research and Eligibility

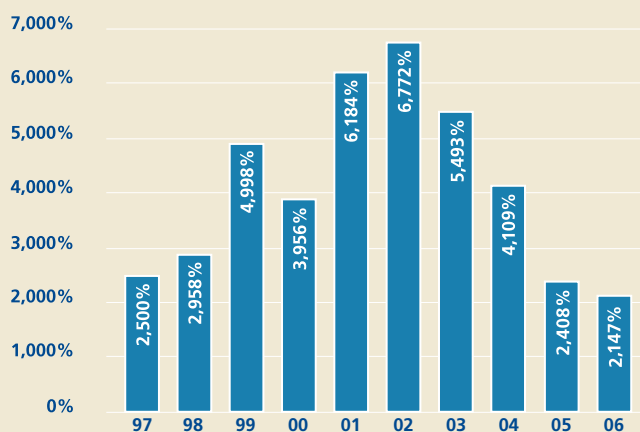
The Deloitte Technology Fast 500 is a ranking of the fastest growing technology, media, telecommunications and life sciences companies in North America based on percentage fiscal year revenue growth over five years (2001–2005).

Sources for public and private companies that make the list include public company databases, Deloitte's 16 regional Technology Fast 50 programs in North America and direct nominations.

To be eligible for the Technology Fast 500, a company must meet the following criteria:

1. Own proprietary technology or proprietary intellectual property that contributes to a significant portion of the company's operating revenues or devotes a significant proportion of operating revenues to research and development of technology. Using other companies' technology or intellectual property in a unique way does not qualify.
2. Meet minimum operating revenue requirements:
 - 2001 operating revenues must be at least \$50,000 USD or \$75,000 CD.
 - 2005 operating revenues must be at least \$5 million USD or CD.
3. Be in business a minimum of five years.
4. Be headquartered within North America.

Fast 500 Companies
Average Percentage Growth Rate



Dominating in an Increasingly Competitive Landscape

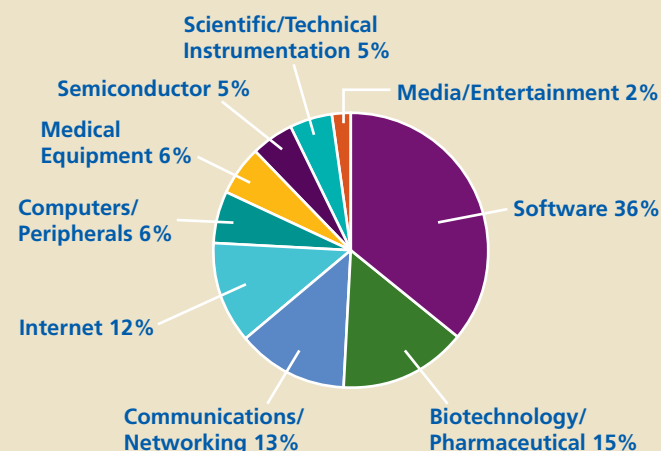
When sophisticated technology becomes the norm for business and consumers alike, touching virtually everything in 21st-century life, it takes a lot to stand out from the competition. Companies have to be nimbler, more astutely managed, and more dramatically innovative than in the past. So Occam Networks, this year's 12th annual Deloitte Technology Fast 500 top company, is certainly a standout. With a growth in revenues of almost 49,000 percent over five years, it is representative of a diverse list of companies successfully operating in a more challenging environment. Come up with an original idea, construct a sound business model, and find the right mix of people dedicated to making it a winner — that's how you join the Fast 500.

Our Top Five companies experienced an average revenue growth rate of 38,107 percent over five years. Not surprisingly, given the more competitive landscape, average revenue growth for our Fast 500 companies as a whole declined from last year to 2,147 percent.

The Top Five

Occam Networks Inc. is this year's leader. The Santa Barbara, Calif.-based company is a provider of broadband access products designed to enable telecom service providers to offer bundled voice, video, and data over copper and fiber optic networks. Its revenues in 2005 were \$39,238,000, an increase of 48,948 percent from 2001 revenues of \$80,000.

Fast 500 Companies
by Industry Segment



Westport Innovations Inc., a Vancouver, British Columbia-based supplier of alternative fuel power technologies, came in second. The company posted revenues of \$34,436,000 in 2005, up 42,945 percent from 2001 revenues of \$80,000.

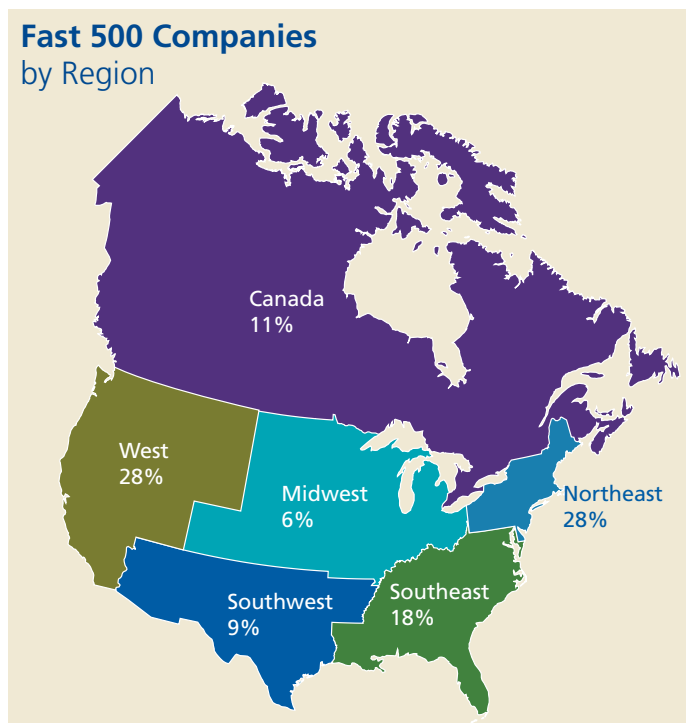
Litle & Co. of Lowell, Mass., in third-place, provides payment processing and management services to direct commerce merchants. The company's 2005 revenues of \$34,796,000 reflect a 33,683 percent increase from its 2001 revenues of \$103,000.

Airborne Entertainment Inc. of Montreal, Quebec, came in fourth. The company develops and packages mobile content and reported revenues of \$35,768,000 in 2005. This reflects an increase of 33,328 percent from 2001 revenues of \$107,000.

NewMarket Technology Inc., based in Dallas, Texas, takes fifth place. The company works with new, innovative technologies and takes them to market. NewMarket Technology's 2005 revenues were \$50,138,000, an increase of 31,633 percent from 2001 revenues of \$158,000.

Fast Highlights: Oh Canada

On this year's list, Canadian companies are the news. Five of the Top 10 companies on the list are based in Canada, and two are in the Top Five. Last year, Canada was represented by one company in the Top 10 and none in the previous three years. Canada also has the top average percent growth for all regions — 3,876 percent. The U.S. average is 1,929 percent. Canadian companies have enjoyed a steady increase in average percent growth, from 1,597 in 2004 to 2,195 in 2005 to this year's 3,876 percent. And, Canadian companies reported higher average revenues of nearly \$72 million CD in 2005, up considerably from 2004 average revenues of \$47 million CD.



Speaking of geography, we're also seeing a shift this year from the dominance of the West in the Top 10. Occam Networks Inc. is the only West Coast-based company in the Top 10, compared to last year when the Top Four were all from California, and 2004, when the entire Top 10 group of companies was based in the West.

The West is no longer the dominant region in the larger list, either. This year, the Northeast equals the West in percentage of companies represented with 28 percent (139 companies). The Southeast follows with 89 companies, or 18 percent. Canada has 56 companies, representing 11 percent, followed by the Southwest with 46 companies (9 percent), and the Midwest with 31 companies (6 percent).

Telecom rules in the top ranks this year. Four of the Top 10, including the number one company, are in communications/networking. The segment has grown the fastest compared with other industries — an average of 3,780 percent over five years, marking a dramatic increase from 2,242 percent last year. Interestingly, this segment makes up only 13 percent of the Fast 500 list. Software continues to dominate the list as a whole, with 179 companies, or 36 percent. Biotechnology/pharmaceutical follows with 75 companies, or 15 percent. Internet companies account for 12 percent. Computers/peripherals and medical equipment segments each make up 6 percent. Semiconductor and scientific/technical instrumentation each account for 5 percent, and our new category of media/entertainment follows at 2 percent of the list.

Private ownership (rather than public companies) make up more than half of this year's list. There's been a steady decline in public companies to 49 percent from 53 percent last year and 59 percent in 2004. This year, revenues of the 51 percent of privately held companies on the list grew faster on average — 2,202 percent — than publicly held companies, which had a growth rate of 2,090 percent.

This year's Fast 500 saw an increase to 12 companies that reported more than \$1 billion in 2005 revenues, up from 11 companies last year. Comcast, a Philadelphia-based media/entertainment company, was the top earner, with 2005 revenues of \$22.3 billion. This is the first year it has appeared on the Fast 500 listing and holds the Fast 500 ranking of Number 425.

A Big Return

It's not easy to keep growth rates soaring, so we recognize those who continue to stay on the fast track. This year, we note five companies that have been on the Fast 500 list for seven years: Open Solutions Inc., Research in Motion, Celgene Corporation, Cephalon Inc., and Unica Corporation. And, life sciences company Gilead Sciences, based in Foster City, Calif., has been on our list for eight years.

They aren't the only repeaters. Five of our current Top 10 winners previously have appeared on the Fast 500 listing.

The Top Five

1. Occam Networks

When it comes to providing broadband services, Occam Networks is betting on telcos. The company, founded in 1999 on the technical vision of Chief Technology Officer Mark Rumer, is focused on transforming telephone companies' last mile into a broadband access pipe, using IP and Ethernet technologies enhanced to provide telco reliability to the network.

Loop carriers have been around for decades, but Occam believes it has improved on the available technologies. Specifically, Occam is now applying IP and Ethernet protocols to enable more efficient delivery of voice, data, and video over local phone lines. Occam's technologies enable telephone companies to launch new services for new revenue streams with an innovative class of equipment. Moreover, Occam's technologies permit companies to offer the additional services without requirements for additional manpower, thereby improving the efficiency of the customers' operations.

2. Westport Innovations

With oil prices soaring and continued concerns about availability, it's no wonder an innovative young company that develops alternative fuel power technologies and high-performance, fuel-efficient internal combustion engines has become such a success.

In fact, if you live in a city like San Diego, the bus going down the street probably is running on an engine designed and sold by this Canadian start-up.

Founded in 1996, Westport Innovations was originally created around technology developed at the University of British Columbia (UBC) — using natural gas as a fuel in diesel engines to reduce emissions of nitrogen oxides, particulate matter and greenhouse gases (GHG). As CEO David Demers recalls, the university's industry liaison office matched up outside finance and marketing people with the university's tech people.

"I was the designated outsider. I didn't know anything about the technology. My background is hardware and software out of IBM. I was not an engine guy," he says. "This was all about combustion and clean engines and the need to do something about emissions from transportation. I was very intrigued by it. We didn't really have a business at that point — all we had were some compelling research results. But I felt that we'd quickly discover what the business was and bring in the partners to help us. I was right. We grew fast."

One reason Occam Networks has had such success — growing from \$80,000 in revenues in 2001 to more than \$39 million in 2005 — is the unique blend of people who work there. They come from a mix of traditional telecom and IP/Ethernet backgrounds as well as both start ups and large enterprises, and range from new college graduates to seasoned talent. Initially, the team consisted of just a couple of employees. Today, there are more than 100 employees. Occam's customer base has grown to 172 customers at the end of the June 2006 quarter.

Occam has focused on independent telephone companies serving regions and communities in North America, and they have proven to be a good customer base because they're early adopters of technology. As Occam looks to the future, it is hoping to expand its customer base to include larger telecommunications companies directly and through strategic relationships.

After a couple of years of developing the technology into something concrete to demonstrate — high performance natural gas engines using a concept called high-pressure direct injection, or HPDI — Demers and his colleagues decided to partner with other companies to get their product to market. Their first partner was Cummins Inc. of Columbus, Ind., and together they formed Cummins Westport Inc.

Since then, they've shipped about 12,500 engines, mostly for buses and refuse vehicles, around the world. Their biggest customers are fleets in California, but they also support fleets in Beijing and Paris. That's grown revenues from \$80,000 in 2001 to \$34.4 million in 2005

And, there's more to come down the road. "Our next product line is heavy duty highway trucks," says Demers. "They'll be quieter and much cleaner, but what's driving the interest is that the fuel is cheaper. It's all about environmental performance and the need to diversify away from oil, since it's so expensive. That's what's galvanized things for us in the last 12 months. The conditions are perfect for what we're trying to do. Costs have been going down as we mature, so our margins are good. We've got happy customers and interest growing around the world."



Bob Howard-Anderson,
President and CEO

Headquarters:
Santa Barbara, CA

www.occamnetworks.com

Revenue Growth Over
Five Years: 48,948%



David Demers, CEO

Headquarters:
Vancouver, BC, Canada

www.westport.com

Revenue Growth Over
Five Years: 42,945%



3. Litle & Co.



Thomas J. "Tom" Litle,
President and CEO

Headquarters: Lowell, MA

www.little.com

Revenue Growth Over
Five Years: 33,683%

If ever there was a father-son partnership that demonstrated the benefits of a right brain/left brain combination, it would be the Litles. Thomas J. "Tim" Litle, Litle & Co.'s founder and chairman, is Harvard Business School and Cal Tech. His son, Thomas J. "Tom" Litle, president and CEO, is Berkeley and Rhode Island School of Design.

Together this duo has created a merchant payment processing company that has grown from \$103,000 in revenues in 2001 to almost \$35 million in 2005. It's actually the third company they've collaborated on, with the right-brained Tom Litle joining his dad to grow the organization and sales force so that the left-brain Tim Litle could focus on the technology of their products.

Tom Litle explains that their customers are merchants who need help with the processing and dealing with Visa and Mastercard, but he's quick to point out that while more than half are Internet marketers, Litle & Co. stays away from the gambling and pornography industries.

The advantage that Litle & Co. has, says Litle, is that they provide a holistic service to their customers. "Our technology is a strategic differentiator," he says.

"Eighteen months ago we moved beyond developing core features that the competition had to develop a more sophisticated platform. But, we also come to these customers with an understanding of Visa and Mastercard regulations, an understanding of the technology, and an ability to manage their risk."

Another advantage, he says, is low turnover among their 50 employees. That gives them deep domain expertise. "If we have turnover, then we can't offer our depth of expertise," he says.

Working with his dad, he adds, is great. "It's defined our relationship. We're both workaholics." But, he notes, that this time he comes to the partnership with more experience and confidence.

"We're hitting our stride right now," he says. "We're having fun and our customers like what we're doing. We have no outside investors, so we can grow at a pace that allows us to maintain our culture and the level of service our customers want."



4. Airborne Entertainment



Garner Bornstein
CEO, Co-Founder

Andy Nulman
President, CMO, Co-Founder

Headquarters:
Montreal, QC, Canada
www.airborne-e.com

Revenue Growth Over
Five Years: 33,328%

What's on your cell phone? Games? Wallpaper? Ring tones? Hockey scores? It could be that some of those fun add-ons have been created by Montreal-based Airborne Entertainment, a mobile content producer.

Founded in 2000 by the team of Andy Nulman, formerly the CEO of Montreal's Just for Laughs comedy festival, and Garner Bornstein, who previously had formed an ISP and web development company, Airborne Entertainment grew out of an earlier idea: funniest.com.

"We wanted to start a humor portal on the web," says Nulman, "but there was no business model. Wireless seemed to show promise with a 'joke of the day' concept, but it ended up morphing into a mobile media company. We work with a lot of well-known brands and take them, plus the content we develop ourselves, across multiple product lines such as ring tones, games, and video. We've expanded beyond being a content provider to creating programs and promotions for advertisers on cell phones."

The company works with brands as diverse as Mary-Kate and Ashley Olsen and the NHL on all possible mobile platforms. But, Bornstein points out, the most important aspect to their success is that they've developed relationships with every major wireless carrier in North America and an increasing number of international service providers.

"You can't talk to these brands unless you can reach all customers," he says.

As a result, the company has increased its revenues from \$107,000 in 2001 to almost \$36 million in 2005 — and, in June 2005, it was acquired by Cybird Co. of Japan for \$110 million CD. But, success has also created some challenges, namely keeping up with the growth by hiring well and being able to anticipate change. "This is a business that changes weekly," says Nulman. "The challenge has been to maintain the pace while not losing sight of the revenue you have to bring in, and position yourself now for what's coming in two or three years."

Says Bornstein, "We read everything, watch the web, stay in touch with pop culture, and do focus groups. We have to get good data to support the decisions we make. We're not afraid to take risks."

"The phone is the universal remote control of life," says Nulman. "We'll grow with the industry. We're the Magellans of the mobile world."

5. NewMarket Technology

Remember incubators? They were the “it” organization back when dot.coms were just coming into vogue. Well, NewMarket Technology has taken that concept and turned it on its head. Philip Verges, the company’s chairman and CEO, describes it as an asset-based systems integration firm, “but the asset aspect is that we have our own products that we package and sell, and these assets are emerging technologies.”

Yes, they’re an incubator and acquire early, development-stage companies, but, he says, “We have two magic special sauces, so to speak. One is a combination of traditional systems integration and the early marketing and selling of a new technology. The other is that we’ve also integrated the financing activity for these early technologies. We’ve collapsed the entire technology life cycle into a discrete single business.”

Verges explains that each emerging technology is packaged into a discrete subsidiary. As that subsidiary gets some initial traction, they give it its own public listing, which gives it the ability to capitalize it further and gives NewMarket an interim return on investment.

That formula has worked. NewMarket has leaped from \$158,000 in revenues in 2001 to \$50 million in 2005. Verges would like to see the company hit half a billion dollars in revenues in three years.

The company now has 1,000 employees, including members of Verges’s family, and has expanded beyond the United States to developing economic regions like China, Eastern Europe, and Latin America. “These economies are growing faster than the U.S., and there’s less competition from brand name incumbents,” he says. “And, it’s fun because you’re finding local technology entrepreneurs who have developed products and technologies specific to those regions.”

There are also more soulful benefits. “Of the 1,000 employees we have, 900 are spread across China, Latin America, and Southeast Asia,” Verges explains. “We’ve watched the lifestyles of our employees improve, and we’re seeing economic improvement. So, this isn’t just a great business opportunity, it’s very rewarding.”



Philip Verges,
Chairman and CEO

Headquarters:
Dallas, TX

www.newmarkettechnology.com

Revenue Growth Over
Five Years: 31,633%

On the Horizon: Rising Stars

Deloitte’s Technology Fast 500 also recognizes North America’s 25 fastest growing young companies. These companies on the rise have met the same criteria as the Fast 500 but have been in business three or four years. Revenue growth is based over three years (2003-2005).

1. Proofpoint, Inc. Cupertino, CA Gary Steele 13,096%	6. NextAction Westminster, CO Karl Friedman 2,289%	11. Phacil, Inc. Camden, NJ Rafael Collado 900%	16. Evolution Benefits, Inc. Avon, CT Robert E. Patricelli 479%	21. OpSource, Inc. Santa Clara, CA Treb Ryan 137%
2. SiliconSystems, Inc. Aliso Viejo, CA Michael J. Hajeck 7,204%	7. Boingo Wireless, Inc. Santa Monica, CA David Hagan 1,460%	12. SkyBitz, Inc. Sterling, VA Richard L. Burtner 864%	17. Accuvant Denver, CO Scott Walker 384%	22. RFB Holdings Inc. Downers Grove, IL Brad Baiocchi 111%
3. TopTenREVIEWS Ogden, UT Jerry Ropelato 3,780%	8. nLight Corporation Vancouver, WA Scott Keeney 1,450%	13. Diverse Lynx LLC Skillman, NJ Sujata Varma 847%	18. Application Security, Inc. New York, NY Jack Hembrough 383%	23. 3i People, Inc. Alpharetta, GA Raj Swami 100%
4. I4 Commerce Timonium, MD Gary Marino 2,744%	9. ID Analytics, Inc. San Diego, CA Bruce Hansen 1,258%	14. Danger Inc. Palo Alto, CA Henry R. Notthaft 561%	19. Array Networks Milpitas, CA Michael Zhao, Ph.D. 271%	24. FiberLight, LLC Alpharetta, GA Michael P. Miller 38%
5. Sepaton, Inc. Marlborough, MA Mike Worhach 2,419%	10. Higher One, Inc. New Haven, CT Dean Hatton 922%	15. Articulate New York, NY Adam D. Schwartz 499%	20. IPOWER, Inc. Phoenix, AZ Thomas Gorny 180%	25. Princeton Softech, Inc. Princeton, NJ Paul T. Winn 37%

2006 Deloitte Technology Fast 500 - The List

1-50

Rank	Company Name	Industry	01 Revenues (thousands)	05 Revenues (thousands)	5-year % Growth	City	State	CEO Name
1	Occam Networks, Inc.	Communications/Networking	\$ 80	\$ 39,238	48,948%	Santa Barbara	CA	Bob Howard-Anderson
2	Westport Innovations Inc.	Sci/Tech Instrumentation	80	34,436	42,945%	Vancouver	BC	David Demers
3	Litle & Co.	Communications/Networking	103	34,796	33,683%	Lowell	MA	Tom J. Litle
4	Airborne Entertainment Inc.	Communications/Networking	107	35,768	33,328%	Montreal	QC	Garner Bornstein, Andy Nulman
5	NewMarket Technology, Inc.	Software	158	50,138	31,633%	Dallas	TX	Philip Verges
6	Angiotech Pharmaceuticals, Inc.	Biotech/Pharmaceutical	1,123	242,206	21,468%	Vancouver	BC	William Hunter, M.D.
7	DragonWave Inc.	Communications/Networking	102	19,450	18,969%	Kanata	ON	Peter Allen
8	I-trax, Inc.	Software	613	115,887	18,805%	Chadds Ford	PA	R. Dixon Thayer
9	Imaging Dynamics Company Ltd.	Biotech/Pharmaceutical	160	28,879	17,949%	Calgary	AB	Darryl Stein
10	Antenna Software, Inc.	Software	61	9,852	16,051%	Jersey City	NJ	Jim Hemmer
11	ExactTarget, Inc.	Software	126	19,749	15,574%	Indianapolis	IN	Scott D. Dorsey
12	Webloyalty.com	Internet	712	108,588	15,151%	Norwalk	CT	Richard J. Fernandes
13	Access Integrated Technologies, Inc.	Software	71	10,651	14,901%	Morristown	NJ	A. Dale Mayo
14	Kintera®, Inc.	Software	287	40,924	14,159%	San Diego	CA	Harry E. Gruber, M.D.
15	AnorMED Inc.	Biotech/Pharmaceutical	171	24,268	14,092%	Langley	BC	Paul Brennan
16	StubHub, Inc.	Internet	351	46,861	13,251%	San Francisco	CA	Jeff Fluhr
17	Abraxas Corp.	Communications/Networking	296	38,178	12,798%	McLean	VA	Richard H. Helms
18	Avigen, Inc.	Biotech/Pharmaceutical	94	12,026	12,694%	Alameda	CA	Kenneth Chahine, Ph.D.
19	PortalPlayer, Inc.	Semiconductor	1,877	225,189	11,897%	San Jose	CA	Gary Johnson
20	Arbor Networks, Inc.	Internet	262	29,921	11,320%	Lexington	MA	Jack Boyle
21	MostChoice.com	Internet	57	6,388	11,107%	Atlanta	GA	Martin Fleischmann
22	Cbeyond Communications	Communications/Networking	1,439	159,097	10,956%	Atlanta	GA	James F. Geiger
23	RigNet, Inc.	Communications/Networking	122	13,310	10,810%	Houston	TX	Omar Kulbrandstad
24	Tanox, Inc.	Biotech/Pharmaceutical	419	44,687	10,565%	Houston	TX	Danong Chen, Ph.D.
25	First Tek Technologies, Inc.	Software	133	13,403	9,977%	North Brunswick	NJ	Satykumar Bhavanesi
26	Atheros Communications, Inc.	Semiconductor	1,831	183,485	9,921%	Santa Clara	CA	Craig H. Barratt, Ph.D.
27	Ketera Technologies, Inc.	Software	66	6,584	9,876%	Santa Clara	CA	Burton M. Goldfield
28	Allen Corporation Of America	Communications/Networking	153	15,160	9,808%	Sterling	VA	Carl von Sternberg
29	Vaptech, Inc.	Software	51	5,001	9,706%	Edison	NJ	Praveen K. Andapally
30	The Insitu Group Inc.	Sci/Tech Instrumentation	321	29,661	9,140%	Bingen	WA	Steven M. Sliwa, Ph.D.
31	Molecular Imprints, Inc.	Semiconductor	88	7,803	8,767%	Austin	TX	Mark Melliar-Smith, Ph.D.
32	Epic Broadband Solutions	Computers/Peripherals	72	6,196	8,506%	Castle Rock	CO	Edward Thompson
33	Leadis Technology, Inc.	Semiconductor	770	64,182	8,235%	Sunnyvale	CA	Tony Alvarez
34	SchoolDude.com	Software	71	5,859	8,152%	Cary	NC	Kent O. Hudson
35	Rutter Inc.	Sci/Tech Instrumentation	869	69,861	7,939%	St. John's	NL	Donald I. Clarke
36	NexTone Communications	Communications/Networking	184	14,722	7,901%	Gaithersburg	MD	Malik Khan
37	Fortinet Inc.	Communications/Networking	1,059	83,275	7,764%	Sunnyvale	CA	Ken Xie
38	Greenway Medical Technologies	Software	234	17,500	7,379%	Carrollton	GA	Wyche Green, Jr.
39	ConsumerPowerline	Sci/Tech Instrumentation	125	8,929	7,043%	New York	NY	Mike Gordon
40	St. Francis Medical Technologies, Inc.	Medical Equipment	150	10,712	7,041%	Alameda	CA	Kevin Sidow
41	Google Inc.	Internet	86,426	6,138,560	7,003%	Mountain View	CA	Eric Schmidt
42	Digital Oilfield Inc.	Software	135	9,273	6,769%	Calgary	AB	Rod Munro
43	FireSocket	Software	83	5,212	6,180%	San Clemente	CA	Jonathan E. Ord
44	Multiband Corporation	Communications/Networking	266	16,515	6,109%	New Hope	MN	James Mandel
45	eyeonics, Inc.	Medical Equipment	283	16,120	5,596%	Aliso Viejo	CA	J. Andy Corley
46	Cardiome Pharma Corp.	Biotech/Pharmaceutical	285	16,120	5,556%	Vancouver	BC	Bob Rieder
47	IntraLase Corp.	Medical Equipment	1,771	94,433	5,232%	Irvine	CA	Robert J. Palmisano
48	G & B Solutions, Inc.	Software	395	21,008	5,218%	McLean	VA	Linda K. Berdine
49	Conceptus, Inc.	Medical Equipment	401	21,169	5,179%	Mountain View	CA	Mark M. Sieczkarek
50	Idenix Pharmaceuticals	Biotech/Pharmaceutical	1,299	64,718	4,882%	Cambridge	MA	Jean-Pierre Sommadossi, Ph.D.

51-100

Rank	Company Name	Industry	01 Revenues (thousands)	05 Revenues (thousands)	5-year % Growth	City	State	CEO Name
51	Inovio Biomedical Corporation	Medical Equipment	\$ 111	\$ 5,467	4,825%	San Diego	CA	Avtar Dhillon, M.D.
52	RealtyTrac Inc.	Internet	575	27,296	4,647%	Irvine	CA	James Saccacio
53	MedInitiatives	Software	146	6,799	4,557%	Rancho Cordova	CA	Matthew J. Simas
54	M5 Networks	Communications/Networking	186	8,453	4,445%	New York	NY	Daniel Hoffman
55	Incentra Solutions, Inc.	Software	1,132	50,832	4,390%	Boulder	CO	Thomas P. Sweeney, III
56	Cogent Communications	Internet	3,018	135,213	4,380%	Washington	DC	Dave Schaeffer
57	Zix Corporation	Internet	317	13,964	4,305%	Dallas	TX	Richard D. Spurr
58	Tutor.com	Internet	171	6,962	3,971%	New York	NY	George Cigale
59	NetLogic Microsystems, Inc.	Semiconductor	2,012	81,759	3,964%	Mountain View	CA	Ron Jankov
60	24/7 Customer, Inc.	Internet	955	38,807	3,964%	Los Gatos	CA	P.V. Kannan
61	Vapotherm	Medical Equipment	221	8,832	3,896%	Stevensville	MD	Robert Storey
62	360training	Internet	316	12,415	3,829%	Austin	TX	Ed Sattar
63	ViroPharma Incorporated	Biotech/Pharmaceutical	3,385	132,417	3,812%	Exton	PA	Michel de Rosen
64	Tangoe, Inc.	Software	251	9,766	3,791%	Orange	CT	Al Subbloie
65	Gestalt, LLC	Software	630	24,237	3,747%	King of Prussia	PA	William Loftus
66	Theratechnologies	Biotech/Pharmaceutical	388	14,856	3,729%	Montreal	QC	Yves Rosconi
67	CV Technologies, Inc.	Biotech/Pharmaceutical	856	31,850	3,621%	Edmonton	AB	Jacqueline Shan
68	Seattle Genetics Inc.	Biotech/Pharmaceutical	274	9,757	3,461%	Bothell	WA	Clay B. Siegall, Ph.D.
69	CryoCath Technologies Inc.	Biotech/Pharmaceutical	944	33,291	3,427%	Kirkland	QC	Henri Vienneau
70	Medidata Solutions	Software	612	21,124	3,352%	New York	NY	Tarek A. Sherif
71	Constant Contact	Internet	431	14,876	3,352%	Waltham	MA	Gail Goodman
72	NetQoS, Inc.	Software	648	22,334	3,347%	Austin	TX	Joel Trammell
73	WhitePages.com Inc.	Internet	1,068	35,943	3,265%	Seattle	WA	Maxwell Bardon
74	Solium Capital Inc.	Software	186	6,212	3,240%	Calgary	AB	Jeff English
75	PreCash, Inc.	Communications/Networking	689	22,446	3,158%	Houston	TX	John Chaney
76	LogicTree Corp.	Communications/Networking	197	6,282	3,089%	Bowie	MD	Fred Korangy
77	Webxites	Internet	201	6,300	3,034%	Houston	TX	Gene McCubbin
78	Internet Transaction Solutions, Inc.	Internet	396	12,323	3,012%	Columbus	OH	Kent D. Stuckey
79	CoreLogic	Internet	2,128	65,394	2,973%	Sacramento	CA	Steven E. Schroeder
80	Albridge Solutions, Inc.	Software	839	25,520	2,942%	Lawrenceville	NJ	Greg Pacholski
81	Illumina, Inc.	Sci/Tech Instrumentation	2,486	73,501	2,857%	San Diego	CA	Jay Flatley
82	Invoice Insight LLC	Internet	173	5,009	2,795%	Manassas	VA	David C. Spofford
83	SPI Dynamics, Inc.	Software	443	12,800	2,789%	Atlanta	GA	Brian Cohen
84	Lancesoft Inc.	Software	1,250	35,988	2,779%	Chantilly	VA	Ram K. Karuppusamy
85	Fonix Corporation	Communications/Networking	582	16,191	2,682%	Sandy	UT	Thomas A. Murdock
86	Convio, Inc.	Software	511	13,251	2,493%	Austin	TX	Gene Austin
87	SenoRx	Medical Equipment	747	19,253	2,477%	Aliso Viejo	CA	Lloyd Malchow
88	Eloqua Corporation	Software	281	7,154	2,446%	Toronto	ON	Mark Organ
89	CaseStack, Inc.	Software	1,400	35,600	2,443%	Santa Monica	CA	Dan Sanker
90	AirIQ Inc.	Communications/Networking	1,578	40,048	2,438%	Pickering	ON	Donald Simmonds
91	Intelligent Software Solutions	Software	1,038	26,133	2,418%	Colorado Springs	CO	Jay A. Jesse
92	Alpha Innotech Corp.	Biotech/Pharmaceutical	479	12,051	2,416%	San Leandro	CA	Haseeb Chaudhry
93	TrenStar, Inc.	Software	2,251	56,032	2,389%	Greenwood Village	CO	Edward R. Flaherty
94	InPhonic, Inc.	Internet	13,084	320,539	2,350%	Washington	DC	David A. Steinberg
95	Digital Fairway Corporation	Software	628	15,270	2,332%	Toronto	ON	Joseph Warnement
96	NuVasive, Inc.	Medical Equipment	2,564	61,789	2,310%	San Diego	CA	Alexis V. Lukianov
97	ZipRealty, Inc.	Internet	3,963	93,405	2,257%	Emeryville	CA	Gary M. Beasley
98	Agentek, Inc.	Software	453	10,548	2,228%	Alpharetta	GA	Van Nguyen
99	BroadSoft	Software	1,351	30,686	2,171%	Gaithersburg	MD	Michael Tessler
100	Cervalis, LLC	Internet	381	8,636	2,167%	Stamford	CT	Michael Boccardi

101-150

Rank	Company Name	Industry	01 Revenues (thousands)	05 Revenues (thousands)	5-year % Growth	City	State	CEO Name
101	US Tech Solutions, Inc.	Software	\$ 647	\$ 14,561	2,151%	Jersey City	NJ	Manoj Agarwal
102	QuestAir Technologies Inc.	Sci/Tech Instrumentation	288	6,292	2,085%	Burnaby	BC	Jonathan Wilkinson
103	Infoglide Software Corporation	Software	359	7,835	2,082%	Austin	TX	Michael Shultz
104	EVault, Inc.	Software	1,123	23,943	2,032%	Emeryville	CA	Phil Gilmour
105	Global Market Insite Inc.	Software	1,290	27,189	2,008%	Mercer Island	WA	Robert W. Monster
106	CollabraSpace, Inc.	Software	304	6,348	1,988%	Annapolis	MD	Ray Schwemmer
107	I.D. Systems, Inc.	Communications/Networking	923	19,004	1,959%	Hackensack	NJ	Jeffrey Jagid
108	eStara, Inc.	Software	365	7,432	1,936%	Reston	VA	John Federman
109	United Therapeutics Corporation	Biotech/Pharmaceutical	5,730	115,920	1,923%	Silver Spring	MD	Martine Rothblatt, Ph.D.
110	Qualys, Inc.	Software	950	18,682	1,867%	Redwood Shores	CA	Philippe Courtot
111	SeamlessWeb Professional Solutions, Inc.	Internet	4,115	80,471	1,856%	New York	NY	Jason R. Finger
112	nCircle Network Security, Inc.	Communications/Networking	496	9,575	1,830%	San Francisco	CA	Abe Kleinfeld
113	Roamware, Inc.	Communications/Networking	1,347	25,314	1,779%	San Jose	CA	Bobby Srinivasan
114	OutlookSoft Corporation	Software	2,592	48,388	1,767%	Stamford	CT	Phil Wilmington
115	Workbrain Inc.	Software	5,550	102,892	1,754%	Toronto	ON	David Ossip
116	GAIN Capital Group	Internet	2,056	37,991	1,748%	Bedminster	NJ	Mark E. Galant
117	Agiltron, Inc.	Sci/Tech Instrumentation	353	6,434	1,723%	Woburn	MA	Dr. Jing Zhao
118	Radialpoint	Software	1,022	18,200	1,681%	Montreal	QC	Hamnett Hill
119	Evergreen Solar, Inc.	Semiconductor	2,478	44,032	1,677%	Marlboro	MA	Richard M. Feldt
120	Citadel Security Software Inc.	Software	580	10,287	1,674%	Dallas	TX	Steven B. Solomon
121	Saflink Corp.	Sci/Tech Instrumentation	402	7,116	1,670%	Kirkland	WA	Glenn L. Argenbright
122	FunMobility Inc.	Media/Entertainment	412	7,011	1,602%	Pleasanton	CA	Adam Lavine
123	CityXpress Corp.	Software	303	5,077	1,576%	Vancouver	BC	Phil Dubois
124	ARGON ST, Inc.	Sci/Tech Instrumentation	16,390	271,754	1,558%	Fairfax	VA	Terry Collins, Ph.D.
125	Unigene Laboratories	Biotech/Pharmaceutical	865	14,276	1,550%	Fairfield	NJ	Warren Levy, Ph.D.
126	SecureWorks, Inc.	Communications/Networking	876	14,437	1,548%	Atlanta	GA	Michael Cote
127	TurboChef Technologies, Inc.	Sci/Tech Instrumentation	3,230	52,249	1,518%	Atlanta	GA	James K. Price
128	SGX Pharmaceuticals, Inc.	Biotech/Pharmaceutical	1,338	21,636	1,517%	San Diego	CA	Mike Grey
129	The Protomold Company, Inc.	Internet	1,066	17,054	1,500%	Maple Plain	MN	Bradley A. Cleveland
130	Coley Pharmaceutical Group, Inc.	Biotech/Pharmaceutical	1,015	15,884	1,465%	Wellesley	MA	Robert Bratzler, Ph.D.
131	Picis Inc.	Software	3,851	59,707	1,450%	Wakefield	MA	Todd C. Cozzens
132	athenahealth, Inc.	Software	3,459	53,540	1,448%	Watertown	MA	Jonathan Bush
133	MediaVast, Inc.	Media/Entertainment	2,297	35,408	1,441%	New York	NY	Jason Nevader
134	Information Systems Laboratories, Inc.	Sci/Tech Instrumentation	1,792	27,523	1,436%	San Diego	CA	R. Michael Dowe, Jr., Ph.D.
135	Aspen Systems, Inc.	Computers/Peripherals	755	11,520	1,426%	Wheat Ridge	CO	Steve L. Spring
136	Salary.com, Inc.	Software	907	13,758	1,417%	Waltham	MA	Kent G. Plunkett
137	Distributed Energy Systems Corp.	Biotech/Pharmaceutical	2,968	44,980	1,415%	Wallingford	CT	Ambrose L. Schwallie
138	Leapfrog Online	Internet	3,931	58,910	1,399%	Evanston	IL	Dave Husain
139	TechDemocracy LLC	Software	426	6,383	1,398%	South Plainfield	NJ	Srikiran Patibandla
140	Vistaprint	Internet	6,120	90,885	1,385%	Lexington	MA	Robert Keane
141	WebTech Wireless	Communications/Networking	697	10,316	1,380%	Burnaby	BC	Anwar Sukkarié
142	Trimeris, Inc.	Biotech/Pharmaceutical	1,304	19,059	1,362%	Morrisville	NC	Steven D. Skolsky
143	SafeNet, Inc.	Communications/Networking	18,130	263,060	1,351%	Belcamp	MD	Anthony Caputo
144	CardioTech International, Inc.	Medical Equipment	1,543	21,841	1,315%	Wilmington	MA	Michael Szycher
145	Exostar, Inc.	Software	1,665	23,500	1,311%	Herndon	VA	Bill Angeloni
146	Yobet.com, Inc.	Internet	6,324	88,837	1,305%	Woodland Hills	CA	Charles Champion
147	Workforce Software	Software	600	8,377	1,296%	Livonia	MI	Kevin Choksi
148	Pinnacle Technical Resources, Inc.	Software	2,688	37,518	1,296%	Dallas	TX	Dr. Nina G. Vaca
149	JLT Mobile Computers	Computers/Peripherals	1,345	18,581	1,281%	Tempe	AZ	Todd F. Einck
150	GENBAND	Communications/Networking	1,308	17,701	1,253%	Plano	TX	Charles D. Vogt

151-200

Rank	Company Name	Industry	01 Revenues (thousands)	05 Revenues (thousands)	5-year % Growth	City	State	CEO Name
151	The Planet.Com Internet Services, Inc.	Internet	\$ 3,574	\$ 48,178	1,248%	Dallas	TX	Douglas J. Erwin
152	Specialized Health Products Int'l, Inc.	Medical Equipment	520	6,982	1,243%	Bountiful	UT	Jeffrey Soinski
153	eNeighborhoods, Inc.	Software	1,801	24,138	1,240%	Boca Raton	FL	Stuart G. Siegel
154	SigmaTel, Inc.	Semiconductor	24,380	324,457	1,231%	Austin	TX	Ron Edgerton
155	Grey Island Systems International, Inc.	Communications/Networking	497	6,512	1,210%	Toronto	ON	Owen Moore
156	AdminServer, Inc.	Software	911	11,563	1,169%	Chester	PA	Richard Connors
157	Oceanwide Inc.	Software	912	11,460	1,157%	Montreal	QC	Mitchell Wasserman
158	Volterra Semiconductor Corporation	Semiconductor	4,366	53,867	1,134%	Fremont	CA	Jeffrey Staszak
159	Magma Design Automation, Inc.	Software	11,842	145,941	1,132%	Santa Clara	CA	Rajeev Madhavan
160	InfoLogix, Inc.	Computers/Peripherals	4,528	55,681	1,130%	Hatboro	PA	David T. Gulian
161	ESI Entertainment Systems Inc.	Software	885	10,882	1,130%	Burnaby	BC	Tony Greening
162	Cogent Systems	Computers/Peripherals	13,068	159,889	1,124%	South Pasadena	CA	Ming Hsieh
163	Monolithic Power Systems, Inc.	Semiconductor	8,130	99,131	1,119%	Los Gatos	CA	Michael R. Hsing
164	American Technology Corporation	Communications/Networking	855	10,196	1,093%	San Diego	CA	Thomas R. Brown
165	Omniture	Software	3,595	42,804	1,091%	Orem	UT	Joshua G. James
166	MILA Inc.	Internet	10,825	125,923	1,063%	Mountlake Terrace	WA	Layne E. Sapp
167	Procuri, Inc.	Software	1,506	17,500	1,062%	Atlanta	GA	Mark Morel
168	Martek Biosciences Corp.	Biotech/Pharmaceutical	18,820	217,850	1,058%	Columbia	MD	Henry Linsert, Jr.
169	HireRight, Inc.	Internet	3,797	43,054	1,034%	Irvine	CA	Eric Boden
170	Adolor Corporation	Biotech/Pharmaceutical	1,387	15,719	1,033%	Exton	PA	David Madden
171	INX Inc.	Computers/Peripherals	10,775	121,606	1,029%	Houston	TX	James H. Long
172	DiagnoCure Inc.	Software	566	6,232	1,001%	Sainte-Foy	QC	Pierre Désy
173	Jets International	Internet	1,545	17,004	1,001%	Quincy	MA	Nathan W. McKelvey
174	SiRF Technology Holdings Inc.	Communications/Networking	15,106	165,070	993%	San Jose	CA	Michael L. Canning
175	Forex Capital Markets, LLC	Software	12,291	132,982	982%	New York	NY	Drew Niv
176	SFBC International, Inc.	Biotech/Pharmaceutical	31,471	334,751	964%	Princeton	NJ	Jeffrey P. McMullen
177	Medical Present Value, Inc.	Software	489	5,201	964%	Austin	TX	Tom Stampiglia
178	iRobot Corporation	Software	13,512	141,968	951%	Burlington	MA	Colin Angle
179	PFSweb, Inc.	Internet	31,774	331,657	944%	Plano	TX	Mark C. Layton
180	The Active Network, Inc.	Internet	4,398	45,737	940%	San Diego	CA	Dave Alberga
181	SysZen Technologies, Inc.	Software	800	8,225	928%	East Brunswick	NJ	Bhavik Daftary
182	Columbia Laboratories	Biotech/Pharmaceutical	2,154	22,041	923%	Livingston	NJ	Robert S. Mills
183	Octagon Research Solutions, Inc.	Software	1,778	18,147	921%	Wayne	PA	James C. Walker
184	Palatin Technologies, Inc.	Biotech/Pharmaceutical	1,788	17,957	904%	Cranbury	NJ	Carl Spana, Ph.D.
185	DataCert, Inc.	Software	1,434	14,365	902%	Houston	TX	Eric M. Elfman
186	Miro Consulting, Inc.	Software	649	6,491	900%	Fords	NJ	Scott D. Rosenberg
187	NeuroMetrix, Inc.	Medical Equipment	3,464	34,298	890%	Waltham	MA	Shai N. Gozani, M.D., Ph.D.
188	ScriptLogic Corporation	Software	1,701	16,803	888%	Boca Raton	FL	Jason P. Judge
189	Vurv Technology	Software	3,825	36,046	842%	Jacksonville	FL	Derek Mercer
190	marketRx, Inc.	Software	2,510	23,482	836%	Bridgewater	NJ	Jaswinder Chadha
191	KnowledgeStorm, Inc.	Internet	1,395	13,000	832%	Alpharetta	GA	Kelly Gay
192	igxglobal	Internet	1,466	13,655	831%	Rocky Hill	CT	Thomas J. Duffy
193	Hostopia.com Inc.	Software	1,865	17,332	829%	Mississauga	ON	Bill Campbell
194	Mimeo.com	Internet	2,829	26,232	827%	New York	NY	Adam Slutsky
195	HRsmart, Inc.	Software	730	6,749	825%	Richardson	TX	Mark Hamdan
196	United Online, Inc.	Computers/Peripherals	57,217	525,061	818%	Woodland Hills	CA	Mark Goldston
197	e-Rewards, Inc.	Communications/Networking	2,651	24,273	816%	Dallas	TX	William Russo
198	PointClickCare	Software	900	8,100	800%	Mississauga	ON	Mike Wessinger
199	Inverness Medical Innovations, Inc.	Biotech/Pharmaceutical	47,268	421,850	792%	Waltham	MA	Ron Zwanziger
200	VNUS Medical Technologies, Inc.	Medical Equipment	5,564	49,170	784%	San Jose	CA	Brian E. Farley

201-250

Rank	Company Name	Industry	01 Revenues (thousands)	05 Revenues (thousands)	5-year % Growth	City	State	CEO Name
201	Orthovita, Inc.	Medical Equipment	\$ 3,940	\$ 34,679	780%	Malvern	PA	Antony Koblish
202	Creditex Inc.	Software	8,501	74,692	779%	New York	NY	Sunil Hirani
203	PriceGrabber.com	Internet	6,259	54,993	779%	Los Angeles	CA	Kamran Pourzanjani
204	Workstream	Software	3,079	26,819	771%	Ottawa	ON	Michael Mullarkey
205	Encore Medical Corporation	Medical Equipment	33,732	293,726	771%	Austin	TX	Kenneth W. Davidson
206	Gilead Sciences, Inc.	Biotech/Pharmaceutical	233,769	2,028,400	768%	Foster City	CA	John C. Martin, Ph.D.
207	Telarix	Software	1,195	10,351	766%	Vienna	VA	Don Lynch
208	FuelQuest, Inc.	Software	2,002	17,153	757%	Houston	TX	Richard Cilento
209	Voxware, Inc.	Computers/Peripherals	2,045	17,502	756%	Lawrenceville	NJ	Thomas Drury
210	Cogsdale Corporation	Software	746	6,343	750%	Charlottetown	PE	Duncan Shaw, David Perry
211	Aptimus, Inc.	Media/Entertainment	1,874	15,894	748%	San Francisco	CA	Timothy C. Choate
212	MGI Pharma, Inc.	Biotech/Pharmaceutical	32,954	279,362	748%	Bloomington	MN	Leon O. Moulder
213	Kyphon Inc.	Medical Equipment	36,073	305,082	746%	Sunnyvale	CA	Richard W. Mott
214	Caresoft Inc.	Software	971	8,187	743%	Edison	NJ	Deepak Khare
215	Myriad Development, Inc.	Software	1,521	12,784	740%	Austin	TX	Chris Roussel
216	Cubist Pharmaceuticals, Inc.	Biotech/Pharmaceutical	14,388	120,645	739%	Lexington	MA	Michael Bonney
217	Electronic Consulting Services, Inc.	Software	2,033	17,029	738%	Fairfax	VA	Roy Kapani
218	Ibiquity Digital	Software	1,119	9,260	728%	Columbia	MD	Robert Struble
219	KOS Pharmaceuticals, Inc.	Biotech/Pharmaceutical	91,447	751,700	722%	Cranbury	NJ	Adrian Adams
220	Audible, Inc.	Computers/Peripherals	7,462	61,310	722%	Wayne	NJ	Donald R. Katz
221	Rackable Systems, Inc.	Computers/Peripherals	26,446	214,985	713%	Milpitas	CA	Tom Barton
222	Ceradyne, Inc.	Semiconductor	45,339	368,253	712%	Costa Mesa	CA	Joel Moskowitz
223	Harbor Payments, Inc.	Software	2,086	16,938	712%	Atlanta	GA	Ashish Bahl
224	QuantumDirect, Inc.	Internet	3,489	28,275	710%	Austin	TX	Steve Damman
225	Universal Display Corporation	Computers/Peripherals	1,253	10,148	710%	Ewing	NJ	Sherwin Seligsohn
226	Qintum Technologies, Inc.	Communications/Networking	2,363	19,050	706%	Eatontown	NJ	Cheng T. Chen
227	ObjectWin Technology, Inc.	Software	2,202	17,727	705%	Houston	TX	Shawn Karande
228	21st Century Systems Inc.	Software	1,344	10,750	700%	Herndon	VA	Alexander D. Stoyen, Ph.D.
229	ImmunoGen, Inc.	Biotech/Pharmaceutical	4,479	35,718	697%	Cambridge	MA	Mitchel Sayare, Ph.D.
230	LoopNet, Inc.	Internet	3,979	30,977	679%	San Francisco	CA	Richard Boyle
231	Tm Bioscience Corporation	Biotech/Pharmaceutical	988	7,674	677%	Toronto	ON	Gregory Hines
232	HouseValues Inc.	Software	11,224	86,710	673%	Kirkland	WA	Ian Morris
233	Creative Information Technology, Inc.	Software	3,545	27,124	665%	Arlington	VA	Sunil S. Kolhekar
234	ImClone Systems Incorporated	Biotech/Pharmaceutical	50,237	383,673	664%	New York	NY	Joseph L. Fischer
235	Frantic Films Corporation	Media/Entertainment	1,223	9,200	652%	Winnipeg	MB	Jamie Brown
236	OpenPages, Inc.	Software	3,805	28,500	649%	Waltham	MA	Michael J. Duffy
237	Cepheid	Sci/Tech Instrumentation	11,354	85,010	649%	Sunnyvale	CA	John L. Bishop
238	Global Forex Trading	Internet	8,064	60,246	647%	Ada	MI	Gary L. Tilkin
239	LiquidHub, Inc.	Internet	2,930	21,655	639%	King of Prussia	PA	Jonathan A. Brassington
240	Click Tactics, Inc.	Software	1,804	13,259	635%	Waltham	MA	Andrew J. Frawley
241	Yahoo! Inc.	Internet	717,422	5,257,668	633%	Sunnyvale	CA	Terry Semel
242	FalconStor Software, Inc.	Software	5,592	40,964	633%	Melville	NY	ReiJane Huai
243	SIGA Technologies, Inc.	Biotech/Pharmaceutical	1,160	8,477	631%	New York	NY	Thomas N. Konatich
244	Network Engines, Inc.	Computers/Peripherals	13,515	98,071	626%	Canton	MA	Gregory Shortell
245	OmniVision Technologies, Inc.	Semiconductor	53,707	388,062	623%	Sunnyvale	CA	Shaw Hong
246	ISR Inc.	Computers/Peripherals	6,093	43,749	618%	Liberty Lake	WA	Jeff L. Severs
247	Infoscitex Corporation	Biotech/Pharmaceutical	740	5,283	614%	Waltham	MA	Stuart S. Haber
248	Goodman Networks, Inc.	Communications/Networking	10,700	76,379	614%	Farmers Branch	TX	John Goodman
249	Open Solutions, Inc.	Software	27,266	193,751	611%	Glastonbury	CT	Louis Hernandez, Jr.
250	WealthEngine.com	Software	769	5,431	606%	Bethesda	MD	Francis Glowacki

251-300

Rank	Company Name	Industry	01 Revenues (thousands)	05 Revenues (thousands)	5-year % Growth	City	State	CEO Name
251	RamQuest Software, Inc.	Software	\$ 1,311	\$ 9,256	606%	Plano	TX	Mark McElroy
252	ON24, Inc.	Software	1,850	13,000	603%	San Francisco	CA	Sharat Sharan
253	DATATRAK International, Inc.	Biotech/Pharmaceutical	2,246	15,735	601%	Mayfield Heights	OH	Jeffrey A. Green, Ph.D.
254	Exstream Software, Inc.	Software	8,535	59,740	600%	Lexington	KY	Davis Marksbury
255	Patient Infosystems, Inc.	Computers/Peripherals	1,586	11,056	597%	Rochester	NY	Chris E. Patterson
256	Salix Pharmaceuticals, Inc.	Biotech/Pharmaceutical	22,350	154,903	593%	Morrisville	NC	Carolyn J. Logan
257	CBaySystems	Software	4,590	31,692	590%	Annapolis	MD	Raman Kumar
258	SP Systems, Inc.	Software	1,134	7,772	585%	Greenbelt	MD	Swami Reddy
259	Digimarc Corp.	Software	14,878	101,053	579%	Beaverton	OR	Bruce Davis
260	ValueClick, Inc.	Media/Entertainment	44,873	304,007	577%	Westlake Village	CA	James Zarley
261	Buyerzone.com, Inc.	Internet	2,441	16,532	577%	Watertown	MA	Sam Zales
262	Nstein Technologies Inc.	Software	1,350	9,104	574%	Montreal	QC	Mario Girard
263	Liberty Media Corporation	Media/Entertainment	1,181,000	7,960,000	574%	Englewood	CO	Gregory B. Maffei
264	e-MDs	Software	1,631	10,982	573%	Austin	TX	David Winn, M.D.
265	C-COM Satellite Systems Inc.	Communications/Networking	907	6,094	572%	Ottawa	ON	Dr. Leslie Klein
266	SOA Software	Software	4,467	29,984	571%	Los Angeles	CA	Paul Gigg
267	Smarter Living, Inc.	Internet	2,067	13,846	570%	Charlestown	MA	Dan Saul
268	OSI Pharmaceuticals, Inc.	Biotech/Pharmaceutical	26,022	174,194	569%	Melville	NY	Colin Goddard
269	Catapult Technology, Ltd.	Software	4,200	28,012	567%	Bethesda	MD	Randy Slager
270	MarketTools, Inc.	Internet	8,695	57,657	563%	San Francisco	CA	Amal Johnson
271	NETCONN Solutions	Communications/Networking	3,104	20,308	554%	Hagerstown	MD	Judy York
272	Greenfield Online	Internet	13,787	89,179	547%	Wilton	CT	Albert Angrisani
273	Analex Corporation	Computers/Peripherals	21,940	141,160	543%	Fairfax	VA	Sterling Phillips, Jr.
274	Arrowhead Global Solutions, Inc.	Communications/Networking	13,603	87,258	541%	Falls Church	VA	Mary Ann Elliot
275	ServiceBench	Internet	1,251	7,960	536%	Fairfax	VA	Michael Dering
276	MicroPact Engineering Inc.	Software	1,964	12,465	535%	Herndon	VA	Kristoffer Collo
277	Bookham, Inc.	Communications/Networking	31,566	200,256	534%	San Jose	CA	Giorgio Anania
278	ITA Software, Inc.	Software	5,920	37,434	532%	Cambridge	MA	Jeremy Wertheimer
279	Alpine Access, Inc.	Communications/Networking	3,996	25,230	531%	Golden	CO	Christopher M. Carrington
280	Access Systems Inc.	Software	4,621	29,146	531%	Reston	VA	Julie S. Lee
281	PDL BioPharma, Inc.	Biotech/Pharmaceutical	44,400	279,654	530%	Fremont	CA	Mark McDade
282	SanDisk Corporation	Computers/Peripherals	366,301	2,306,069	530%	Milpitas	CA	Eli Harari, Ph.D.
283	Taleo Corporation	Software	12,547	78,410	525%	Dublin	CA	Michael Gregoire
284	Dynavax Technologies Corporation	Biotech/Pharmaceutical	2,359	14,655	521%	Berkeley	CA	Dino Dina, M.D.
285	Silicon Optix Inc.	Semiconductor	2,048	12,546	513%	San Jose	CA	Paul M. Russo, Ph.D.
286	Evertz Technologies Limited	Sci/Tech Instrumentation	16,087	98,102	510%	Burlington	ON	Romolo Magarelli
287	ViaCell, Inc.	Biotech/Pharmaceutical	7,298	44,443	509%	Cambridge	MA	Marc D. Beer
288	Bioject Medical Technologies Inc.	Medical Equipment	2,033	12,288	504%	Bedminster	NJ	James O'Shea
289	SiloSmashers	Communications/Networking	2,982	17,952	502%	Fairfax	VA	Angela Drummond
290	GenVec, Inc.	Biotech/Pharmaceutical	4,420	26,550	501%	Gaithersburg	MD	Paul Fischer, Ph.D.
291	PhotoMedex, Inc.	Medical Equipment	4,730	28,385	500%	Montgomeryville	PA	Jeffrey F. O'Donnell
292	Bridgeline Software, Inc.	Software	1,127	6,642	489%	Woburn	MA	Thomas Massie
293	Network International, Inc.	Internet	890	5,221	487%	Houston	TX	J. Boyd Heath
294	Sunair Electronics, Inc.	Communications/Networking	5,367	31,452	486%	Fort Lauderdale	FL	John Hayes
295	Double-Take Software	Software	7,629	44,400	482%	Southborough	MA	Dean Goodermote
296	Builder Homesite, Inc.	Internet	2,007	11,632	480%	Austin	TX	Tim Costello
297	American Sensor Technologies	Sci/Tech Instrumentation	1,133	6,555	479%	Mount Olive	NJ	Richard Tasker
298	Phoenix Interactive Design Inc.	Software	1,756	10,095	475%	London	ON	Kyle MacDonald
299	Silicon Laboratories, Inc.	Semiconductor	74,065	425,689	475%	Austin	TX	Necip Sayiner, Ph.D.
300	Æterna Zentaris Inc.	Biotech/Pharmaceutical	43,777	247,389	465%	Quebec	QC	Gilles R. Gagnon

301-350

Rank	Company Name	Industry	01 Revenues (thousands)	05 Revenues (thousands)	5-year % Growth	City	State	CEO Name
301	Dalrada Financial Corporation	Computers/Peripherals	\$ 3,452	\$ 19,476	464%	San Diego	CA	Brian Bonar
302	INPUT, Inc.	Internet	3,744	20,936	459%	Reston	VA	Peter A. Cunningham
303	Statera, Inc.	Software	2,552	14,268	459%	Englewood	CO	Carl R. Fitch
304	Paymetric, Inc.	Software	1,011	5,649	459%	Houston	TX	Steven M. Putney
305	Athena Technologies, Inc.	Software	2,465	13,733	457%	Warrenton	VA	David W. Vos, Ph.D.
306	Atrium Biotechnologies Inc.	Biotech/Pharmaceutical	43,777	243,365	456%	Quebec	QC	Luc Dupont
307	Paloma Systems Inc.	Communications/Networking	1,460	8,104	455%	Fairfax	VA	Isabel C. Pedrozo
308	IP Applications Corp.	Internet	962	5,332	454%	New Westminister	BC	John Jacobson
309	Plateau Systems, Inc.	Software	5,909	32,662	453%	Arlington	VA	Paul Sparta
310	Chartwell Technology Inc.	Software	3,232	17,849	452%	Calgary	AB	Darold Parken
311	Curis, Inc.	Biotech/Pharmaceutical	1,087	6,002	452%	Cambridge	MA	Daniel R. Passeri
312	Sonic Solutions	Computers/Peripherals	16,519	90,627	449%	Novato	CA	Dave Habiger
313	Altiris, Inc.	Software	34,451	187,640	445%	Lindon	UT	Greg Butterfield
314	Connetics Corporation	Biotech/Pharmaceutical	34,064	184,264	441%	Palo Alto	CA	Thomas G. Wiggins
315	Sepracor Inc.	Biotech/Pharmaceutical	152,095	820,928	440%	Marlborough	MA	Timothy Barberich
316	Digital Payment Technologies Corp.	Semiconductor	1,219	6,553	438%	Burnaby	BC	Andrew Scott
317	Cerus Corporation	Biotech/Pharmaceutical	4,535	24,371	437%	Concord	CA	Claes Glassell
318	Actionet, Inc.	Software	1,663	8,831	431%	Fairfax	VA	Ashley W. Chen
319	AY Recruiting Solutions	Software	1,070	5,654	428%	Fairfax	VA	Leonard Metheny, Jr.
320	Pyramid Consulting, Inc.	Software	6,300	33,228	427%	Norcross	GA	Sanjeev Tirath
321	Paradigm Infotech	Software	6,186	32,618	427%	Columbia	MD	Sridher Gadhi
322	zed.i solutions inc.	Sci/Tech Instrumentation	5,010	26,416	427%	Calgary	AB	Keith Smith
323	TALX Corporation	Computers/Peripherals	30,090	158,395	426%	St. Louis	MO	William W. Canfield
324	Enzon Pharmaceuticals, Inc.	Biotech/Pharmaceutical	31,588	166,250	426%	Bridgewater	NJ	Jeffrey Buchalter
325	Cypress Bioscience, Inc.	Biotech/Pharmaceutical	1,600	8,384	424%	San Diego	CA	Jay D. Kranzler, M.D., Ph.D.
326	Masimo Corporation	Medical Equipment	20,783	108,700	423%	Irvine	CA	Joe E. Kiani
327	SSA Global Technologies, Inc.	Software	136,100	711,800	423%	Chicago	IL	Michael Greenough
328	Ligand Pharmaceuticals	Biotech/Pharmaceutical	32,038	166,081	418%	San Diego	CA	Henry F. Blissenbach
329	eCollege.com	Software	19,847	102,868	418%	Chicago	IL	Oakleigh Thorne
330	ISCO International, Inc.	Semiconductor	1,981	10,264	418%	Elk Grove Village	IL	John Thode
331	Serologicals Corporation	Biotech/Pharmaceutical	53,564	274,945	413%	Norcross	GA	Martin D. Madaus
332	Perimeter Internetworking Corp.	Internet	4,606	23,477	410%	Miford	CT	Brad G. Miller
333	Rackspace Managed Hosting	Internet	27,445	138,768	406%	San Antonio	TX	Graham Weston
334	Quickparts.com, Inc.	Internet	2,897	14,612	404%	Atlanta	GA	Ron Hollis
335	Cognizant Technology Solutions Corp.	Software	177,778	885,830	398%	Teaneck	NJ	Lakshmi Narayanan
336	Intelecom Solutions, Inc.	Communications/Networking	1,427	7,085	396%	Deer Park	NY	Joseph P. Fiorillo
337	Resulté Universal	Software	3,375	16,688	394%	Dallas	TX	Rex Kurzius
338	MFG.com, Inc.	Internet	1,254	6,102	387%	Atlanta	GA	Mitch Free
339	Posera Inc.	Software	1,725	8,389	386%	Seattle	WA	James Gillis
340	Neose Technologies, Inc.	Biotech/Pharmaceutical	1,266	6,137	385%	Horsham	PA	George J. Vergis, Ph.D.
341	RiskMetrics Group, Inc.	Software	19,545	93,637	379%	New York	NY	Ethan Berman
342	Marlabs, Inc.	Software	7,313	34,919	377%	Edison	NJ	Siby Vadakekkara
343	Research In Motion	Communications/Networking	342,706	1,636,245	377%	Waterloo	ON	James Balsillie, Mike Lazaridis
344	InteQ Corporation	Software	1,951	9,288	376%	Bedford	MA	Santhana Krishnan
345	Perficient, Inc.	Internet	20,417	96,997	375%	Austin	TX	John T. McDonald
346	EduNeering Holdings, Inc.	Internet	3,695	17,552	375%	Princeton	NJ	Donlad A. Deieso, Ph.D.
347	LAB International Inc.	Biotech/Pharmaceutical	9,812	46,490	374%	Laval	QC	Halvor Jaeger, M.D.
348	March Networks Corporation	Computers/Peripherals	9,010	42,662	373%	Ottawa	ON	Peter Strom
349	Celgene Corporation	Biotech/Pharmaceutical	114,243	536,941	370%	Summit	NJ	Sol J. Barer, Ph.D.
350	Welocalize, Inc.	Software	2,792	13,119	370%	Frederick	MD	Smith Yewell

351-400

Rank	Company Name	Industry	01 Revenues (thousands)	05 Revenues (thousands)	5-year % Growth	City	State	CEO Name
351	Extreme CCTV Inc.	Computers/Peripherals	\$ 5,108	\$ 23,903	368%	Burnaby	BC	Jack Gin
352	UTStarcom, Inc.	Communications/Networking	626,840	2,929,343	367%	Alameda	CA	Hong Liang Lu
353	ShoreTel, Inc.	Communications/Networking	9,860	45,973	366%	Sunnyvale	CA	John Combs
354	EPIQ Systems, Inc.	Software	28,149	130,796	365%	Kansas City	KS	Tom W. Olofson
355	Cephalon, Inc.	Biotech/Pharmaceutical	261,995	1,211,892	363%	West Chester	PA	Frank Baldino, Jr., Ph.D.
356	Ramtron International Corporation	Semiconductor	7,438	34,392	362%	Colorado Springs	CO	William W. Staunton, III
357	Align Technology, Inc.	Medical Equipment	44,808	207,125	362%	Santa Clara	CA	Thomas M. Prescott
358	Palomar Medical Technologies, Inc.	Medical Equipment	16,654	76,154	357%	Burlington	MA	Joseph P. Caruso
359	TMG Health, Inc.	Biotech/Pharmaceutical	4,591	20,953	356%	King of Prussia	PA	John Tighe
360	MapFrame Corporation	Software	1,499	6,840	356%	Dallas	TX	Paul Wilson
361	Decisive Analytics Corporation	Software	7,319	33,219	354%	Arlington	VA	John Donnellon
362	Accudata Technologies	Communications/Networking	1,490	6,751	353%	Allen	TX	M. Gregory Smith
363	Autobase, Inc.	Software	3,642	16,321	348%	Indianapolis	IN	W. Scott Webber
364	Neoware Systems, Inc.	Computers/Peripherals	17,655	78,784	346%	King of Prussia	PA	Michael Kantrowitz
365	Matritech, Inc.	Biotech/Pharmaceutical	2,341	10,415	345%	Newton	MA	Stephen Chubb
366	etrials Worldwide Inc.	Software	3,063	13,623	345%	Morrisville	NC	John Cline
367	Intuitive Surgical, Inc.	Medical Equipment	51,673	227,338	340%	Sunnyvale	CA	Lonnie M. Smith
368	Systems Integration and Development	Software	1,913	8,412	340%	Rockville	MD	Ajay Argrawal
369	Biosite Incorporated	Biotech/Pharmaceutical	65,640	287,699	338%	San Diego	CA	Kim D. Blickenstaff
370	DURECT Corporation	Biotech/Pharmaceutical	6,524	28,571	338%	Cupertino	CA	James E. Brown, D.V.M.
371	Immtech Pharmaceuticals, Inc.	Biotech/Pharmaceutical	1,355	5,931	338%	Vernon Hills	IL	Eric L. Sorkin
372	Clinical Data, Inc.	Sci/Tech Instrumentation	12,927	56,400	336%	Newton	MA	Israel Stein, M.D.
373	Vision Systems Group, Inc.	Software	6,534	28,489	336%	South Plainfield	NJ	Viswa M. Mandalapu
374	3t Systems, Inc.	Software	4,835	20,945	333%	Denver	CO	Eddie Speir
375	Emergin Inc.	Software	1,337	5,788	333%	Boca Raton	FL	Michael A. McNeal
376	j2 Global Communications, Inc.	Communications/Networking	33,253	143,941	333%	Hollywood	CA	Hemi Zucker, Scott Turicchi
377	Espial	Software	2,060	8,895	332%	Ottawa	ON	Jaison Dolvane
378	The Newberry Group, Inc.	Software	3,089	13,272	330%	Saint Charles	MO	Brenda D. Newberry
379	GSI Commerce, Inc.	Internet	102,610	440,392	329%	King of Prussia	PA	Michael G. Rubin
380	Redwood Analytics	Software	1,643	7,007	326%	Moorestown	NJ	Jeffrey H. Steinberg
381	True Automation, Inc.	Software	1,377	5,858	325%	Plano	TX	Oswaldo Morales
382	Communication Power Corporation	Media/Entertainment	1,268	5,358	323%	Hauppauge	NY	Daniel P. Myer
383	Nuvo Research Inc.	Biotech/Pharmaceutical	2,406	10,112	320%	Markham	ON	Henrich R.K. Guntemann, M.D.
384	FatPipe Networks	Communications/Networking	1,434	6,020	320%	Salt Lake City	UT	Dr. Ragula Bhaskar
385	Glow Networks, Inc.	Communications/Networking	2,685	11,237	319%	Richardson	TX	Paul Pandian
386	SelfCharge Inc.	Computers/Peripherals	3,916	16,360	318%	Redmond	WA	Loren Lyon
387	Dot Hill Systems Corp.	Computers/Peripherals	56,277	233,799	315%	Carlsbad	CA	Dana W. Kammersgard
388	Ecount, Inc.	Communications/Networking	4,547	18,884	315%	Conshohocken	PA	Matthew J. Gillin
389	Repligen Corporation	Biotech/Pharmaceutical	2,255	9,360	315%	Waltham	MA	Walter C. Herlihy, Ph.D.
390	RightNow Technologies, Inc.	Computers/Peripherals	21,007	87,148	315%	Bozeman	MT	Greg Gianforte
391	Websense, Inc.	Software	35,893	148,636	314%	San Diego	CA	Gene Hodges
392	Clariant, Inc.	Sci/Tech Instrumentation	4,886	20,149	312%	Aliso Viejo	CA	Ronald A. Andrews
393	Terabeam, Inc.	Communications/Networking	14,314	58,982	312%	San Jose	CA	Robert E. Fitzgerald
394	Pixar	Media/Entertainment	70,223	289,116	312%	Emeryville	CA	Ed Catmull
395	International Software Systems	Software	1,231	5,045	310%	Greenbelt	MD	Bhasakr Ganti
396	DOAR Litigation Consulting	Software	13,719	56,097	309%	Lynbrook	NY	Samuel H. Solomon
397	iCAD, Inc.	Medical Equipment	4,835	19,770	309%	Nashua	NH	Ken Ferry
398	Silicon Image, Inc.	Semiconductor	51,966	212,399	309%	Sunnyvale	CA	Steve Tirado
399	Velocity11	Sci/Tech Instrumentation	5,291	21,588	308%	Menlo Park	CA	Rob Nail
400	Intelrad Medical Systems Inc.	Software	1,294	5,273	307%	Montreal	QC	Randall Oka

401-450

Rank	Company Name	Industry	01 Revenues (thousands)	05 Revenues (thousands)	5-year % Growth	City	State	CEO Name
401	Securify, Inc.	Software	\$ 2,332	\$ 9,456	305%	Cupertino	CA	Buck French
402	Gryphon	Computers/Peripherals	7,363	29,802	305%	Riverdale	MD	Pam Braden
403	L-3 Communications Hldgs.	Communications/Networking	2,347,422	9,444,700	302%	New York	NY	Michael T. Strianese
404	McDonald Bradley, Inc.	Software	12,700	50,700	299%	Herndon	VA	Kenneth R. Barteo
405	Cypress Communications	Communications/Networking	18,731	73,853	294%	Atlanta	GA	Bob Shingler
406	Hyphen Solutions, Ltd.	Software	2,900	11,412	294%	Addison	TX	Brad Miller
407	Hydrogenics Corporation	Sci/Tech Instrumentation	11,486	45,061	292%	Mississauga	ON	Pierre Rivard
408	Cutera, Inc.	Medical Equipment	19,328	75,620	291%	Brisbane	CA	Kevin P. Connors
409	Accuro Healthcare Solutions	Internet	6,154	24,072	291%	Dallas	TX	John K. Carlyle
410	Sensor Technologies, Inc.	Software	3,221	12,563	290%	Red Bank	NJ	Michael Gualario
411	INDUS Corporation	Software	22,378	87,237	290%	Vienna	VA	Shiv Krishnan
412	Eze Castle Software	Software	10,939	42,530	289%	Boston	MA	Tom Gavin
413	Makro Technologies, Inc.	Software	6,371	24,689	288%	Newark	NJ	Harish Malneedi
414	Timbercon Inc.	Communications/Networking	1,345	5,174	285%	Lake Oswego	OR	Eric Meslow
415	Notify Technology Corporation	Communications/Networking	1,310	5,018	283%	San Jose	CA	Paul F. DePond
416	Fatwire Software	Software	6,084	23,303	283%	Mineola	NY	Mark Fasciano
417	Digital River, Inc.	Software	57,825	220,408	281%	Eden Prairie	MN	Joel A. Ronning
418	WebEx Communications, Inc.	Computers/Peripherals	81,186	308,422	280%	Santa Clara	CA	Subrah S. Iyar
419	Coleman Technologies, Inc.	Communications/Networking	27,100	102,200	277%	Orlando	FL	Benjamin J. Patz
420	Genetec Inc.	Software	3,184	11,987	276%	St-Laurent	QC	Pierre Racz
421	Unica Corporation	Software	16,880	63,548	276%	Waltham	MA	Yuchun Lee
422	MegaPath Networks Incorporated	Communications/Networking	23,794	89,523	276%	Pleasanton	CA	D. Craig Young
423	Refinery, Inc.	Internet	6,063	22,778	276%	Hatboro	PA	Andrew Sullivan
424	Irvine Sensors Corporation	Sci/Tech Instrumentation	6,146	23,049	275%	Costa Mesa	CA	John C. Carson
425	Comcast Corporation	Media/Entertainment	5,937,000	22,255,000	275%	Philadelphia	PA	Brian Roberts
426	BIOLASE Technology, Inc.	Medical Equipment	16,546	61,980	275%	Irvine	CA	Jeffrey W. Jones
427	Nucrust Pharmaceuticals Corp.	Biotech/Pharmaceutical	6,350	23,636	272%	Wakefield	MA	Scott Gillis
428	Data Management, Inc.	Software	3,265	12,140	272%	San Angelo	TX	Jorge R. Ellis
429	Lannett Company, Inc.	Biotech/Pharmaceutical	12,091	44,902	271%	Philadelphia	PA	Arthur Bedrosian
430	Novatel Wireless, Inc.	Communications/Networking	43,643	161,736	271%	San Diego	CA	Peter V. Leparulo
431	Nuance Communications, Inc.	Software	62,717	232,388	271%	Burlington	MA	Paul Ricci
432	Miles Technologies	Computers/Peripherals	1,531	5,668	270%	Moorestown	NJ	Chris Miles
433	Bentley Pharmaceuticals, Inc.	Biotech/Pharmaceutical	26,411	97,730	270%	Exeter	NH	James Murphy
434	Zoran Corporation	Semiconductor	107,709	395,758	267%	Sunnyvale	CA	Levy Gerzberg, Ph.D.
435	Langer, Inc.	Medical Equipment	10,936	40,141	267%	Deer Park	NY	W. Gray Hudkins
436	AT Conference	Communications/Networking	1,364	5,003	267%	Southampton	NY	David W. Jannetti
437	Atlantis Systems Corporation	Software	9,177	33,634	267%	Brampton	ON	Andrew Day
438	Network Alternatives, Inc.	Communications/Networking	1,812	6,641	267%	Langhorne	PA	Edward J. Grubb
439	APS Technology, Inc.	Sci/Tech Instrumentation	3,011	11,010	266%	Cromwell	CT	William E. Turner
440	Ninth House, Inc.	Software	3,935	14,387	266%	San Francisco	CA	Jeff Snipes
441	Accurate Background, Inc.	Internet	2,179	7,943	265%	Lake Forest	CA	David C. Dickerson
442	IPG Photonics Corporation	Sci/Tech Instrumentation	26,490	96,385	264%	Oxford	MA	Valentin Gapontsev, Ph.D.
443	Somanetics Corporation	Medical Equipment	5,656	20,509	263%	Troy	MI	Bruce J. Barrett
444	Laserscope	Medical Equipment	35,087	127,124	262%	San Jose	CA	Eric M. Reuter
445	Aastra Technologies Limited	Communications/Networking	144,886	522,561	261%	Concord	ON	Francis Shen, Anthony Shen
446	eCopy, Inc.	Software	11,615	41,766	260%	Nashua	NH	Edward Schmid
447	Leap Wireless International, Inc.	Communications/Networking	255,164	914,663	258%	San Diego	CA	S. Doug Hutcheson
448	Pyramid Systems, Inc.	Software	1,534	5,467	256%	Fairfax	VA	Heu-Li (Sherry) Hwang
449	Coinstar Inc.	Computers/Peripherals	129,352	459,739	255%	Bellevue	WA	David Cole
450	Vocus, Inc.	Software	7,946	28,062	253%	Lanham	MD	Rick Rudman

451-500

Rank	Company Name	Industry	01 Revenues (thousands)	05 Revenues (thousands)	5-year % Growth	City	State	CEO Name
451	Forbes Medi-Tech Inc.	Biotech/Pharmaceutical	\$ 5,825	\$ 20,527	252%	Vancouver	BC	Charles A. Butt
452	Blue Ridge Numerics	Software	2,473	8,710	252%	Charlottesville	VA	Edward J. Williams
453	Logibec Groupe Informatique Ltd.	Software	9,035	31,819	252%	Montreal	QC	Claude Roy
454	Competitive Technologies, Inc.	Sci/Tech Instrumentation	4,041	14,174	251%	Fairfield	CT	Donald J. Freed
455	Tessera Technologies, Inc.	Semiconductor	27,015	94,700	251%	San Jose	CA	Bruce M. McWilliams, Ph.D.
456	iBasis, Inc.	Communications/Networking	110,180	385,485	250%	Burlington	MA	Ofer Gneezy
457	Momentum Healthware, Inc.	Software	2,725	9,500	249%	Winnipeg	MB	Charles LaFleche
458	Continuous Computing Corporation	Communications/Networking	17,785	61,978	248%	San Diego	CA	Paul J. Go
459	FARO Technologies, Inc.	Sci/Tech Instrumentation	36,122	125,590	248%	Lake Mary	FL	Simon Raab
460	CapitalStream Inc.	Software	3,472	11,985	245%	Seattle	WA	Kevin P. Riegelsberger
461	aQuantive Inc.	Media/Entertainment	89,611	308,405	244%	Seattle	WA	Brian P. McAndrews
462	The Cooper Companies, Inc.	Medical Equipment	234,572	806,617	244%	Lake Forest	CA	A. Thomas Bender
463	Vital Images, Inc.	Software	15,196	51,717	240%	Minnetonka	MN	Jay D. Miller
464	LifeCell Corporation	Biotech/Pharmaceutical	27,769	94,398	240%	Branchburg	NJ	Paul G. Thomas
465	Communications Resource, Inc..	Software	4,855	16,486	240%	McLean	VA	Victoria Johnson
466	Althea Technologies, Inc.	Biotech/Pharmaceutical	4,100	13,900	239%	San Diego	CA	Magda Marquet, Ph.D., Francois Ferre, Ph.D.
467	@Road, Inc.	Communications/Networking	27,450	92,856	238%	Fremont	CA	Krish Panu
468	Amentra, Inc.	Software	3,237	10,911	237%	Richmond	VA	Matthew J. Ernst
469	Digene Corporation	Biotech/Pharmaceutical	34,200	115,140	237%	Gaithersburg	MD	Evan Jones
470	Ultimus	Software	6,493	21,791	236%	Cary	NC	Rashid Khan
471	Dante Consulting, Inc.	Software	3,541	11,786	233%	Arlington	VA	Pierre Malko
472	Multimedia Games, Inc.	Software	46,157	153,216	232%	Austin	TX	Clifton E. Lind
473	I-Flow Corporation	Medical Equipment	30,531	100,644	230%	Lake Forest	CA	Donald Earhart
474	Curtiss-Wright Corporation	Sci/Tech Instrumentation	343,167	1,130,928	230%	Roseland	NJ	Martin R. Benante
475	Brilliant Digital Entertainment, Inc.	Software	1,816	5,970	229%	Sherman Oaks	CA	Kevin Bermeister
476	KES Inc.	Communications/Networking	3,052	10,021	228%	San Diego	CA	John S. Yi
477	Photon Dynamics, Inc.	Semiconductor	38,319	125,813	228%	San Jose	CA	Jeffrey A. Hawthorne
478	NeuStar, Inc.	Communications/Networking	74,176	242,468	227%	Sterling	VA	Jeffrey Ganek
479	Endo Pharmaceuticals	Biotech/Pharmaceutical	251,979	820,164	225%	Chadds Ford	PA	Peter Lankau
480	SiteStuff, Inc.	Internet	19,791	64,354	225%	Austin	TX	Charles W. Pace, Jr.
481	Genentech, Inc.	Biotech/Pharmaceutical	2,044,032	6,633,372	225%	South San Francisco	CA	Arthur D. Levinson
482	Sirenza Microdevices, Inc.	Semiconductor	19,821	64,178	224%	Broomfield	CO	Robert Van Buskirk
483	InterVideo, Inc.	Software	33,763	109,229	224%	Fremont	CA	Steve Ro
484	FormFactor, Inc.	Semiconductor	73,433	237,495	223%	Livermore	CA	Igor Y. Khandros
485	SonoSite Inc.	Medical Equipment	45,695	147,491	223%	Bothell	WA	Kevin M. Goodwin
486	EPAM Systems, Inc.	Software	12,387	39,950	223%	Lawrenceville	NJ	Arkadiy Dobkin
487	Genesis Microchip Incorporated	Semiconductor	63,627	204,115	221%	Alviso	CA	Elias Antoun
488	Jupitermedia Corporation	Communications/Networking	38,841	124,577	221%	Darien	CT	Alan M. Meckler
489	SIRIT Inc.	Software	5,132	16,419	220%	Mississauga	ON	Norbert Dawalibi
490	Inspire Pharmaceuticals, Inc.	Biotech/Pharmaceutical	7,285	23,266	219%	Durham	NC	Christy L. Shaffer, Ph.D.
491	iPass Inc.	Software	53,164	169,373	219%	Redwood Shores	CA	Ken Denman
492	EntreMed, Inc.	Biotech/Pharmaceutical	1,860	5,920	218%	Rockville	MD	James S. Burns
493	TriPath Imaging, Inc.	Sci/Tech Instrumentation	27,017	85,961	218%	Burlington	NC	Paul R. Sohmer, M.D.
494	Vitech Systems Group	Software	11,687	37,182	218%	New York	NY	Frank D. Vitiello
495	RAE Systems Inc.	Sci/Tech Instrumentation	19,039	60,293	217%	San Jose	CA	Robert Chen
496	PeopleSupport, Inc.	Software	19,733	62,124	215%	Los Angeles	CA	Lance Rosenzweig
497	RITA Medical Systems, Inc.	Medical Equipment	14,791	46,441	214%	Fremont	CA	Joseph DeVivo
498	First Horizon Pharmaceutical Corp.	Biotech/Pharmaceutical	69,290	216,358	212%	Alpharetta	GA	Patrick P. Fourteau
499	InterDigital Communications Corp.	Communications/Networking	52,562	163,125	210%	King of Prussia	PA	William Merritt
500	eResearch Technology, Inc.	Biotech/Pharmaceutical	27,997	86,847	210%	Philadelphia	PA	Michael J. McKelvey

For More Information

Deloitte Technology Fast 500

225 West Santa Clara Street
Suite 600
San Jose, California 95113

Phone 800 982 8566

Fax 408 704 2452

Email fast500@deloitte.com

www.fast500.com

About Deloitte

Deloitte refers to one or more of Deloitte Touche Tohmatsu, a Swiss Verein, its member firms and their respective subsidiaries and affiliates. Deloitte Touche Tohmatsu is an organization of member firms around the world devoted to excellence in providing professional services and advice, focused on client service through a global strategy executed locally in nearly 150 countries. With access to the deep intellectual capital of approximately 135,000 people worldwide, Deloitte delivers services in four professional areas, audit, tax, consulting and financial advisory services, and serves more than one-half of the world's largest companies, as well as large national enterprises, public institutions, locally important clients, and successful, fast-growing global growth companies. Services are not provided by the Deloitte Touche Tohmatsu Verein and, for regulatory and other reasons, certain member firms do not provide services in all four professional areas.

As a Swiss Verein (association), neither Deloitte Touche Tohmatsu nor any of its member firms has any liability for each other's acts or omissions. Each of the member firms is a separate and independent legal entity operating under the names "Deloitte", "Deloitte & Touche", "Deloitte Touche Tohmatsu" or other related names.

In the United States, Deloitte & Touche USA LLP is the U.S. member firm of Deloitte Touche Tohmatsu and services are provided by the subsidiaries of Deloitte & Touche USA LLP (Deloitte & Touche LLP, Deloitte Consulting LLP, Deloitte Financial Advisory Services LLP, Deloitte Tax LLP, and their subsidiaries), and not by Deloitte & Touche USA LLP. The subsidiaries of the U.S. member firm are among the nation's leading professional services firms, providing audit, tax, consulting, and financial advisory services through nearly 40,000 people in more than 90 cities. Known as employers of choice for innovative human resources programs, they are dedicated to helping their clients and their people excel. For more information, please visit the U.S. member firm's Web site at www.deloitte.com